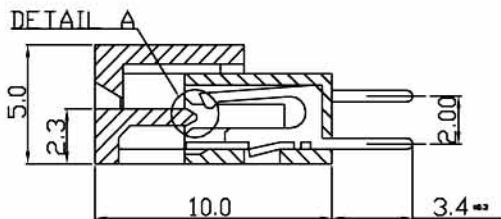
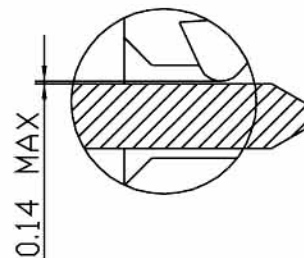


RECOMMEND PCB LAYOUT
COMPONENT SIDE

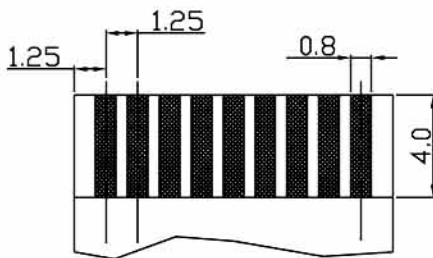


OPEN TYPE



DETAIL A
CLOSE TYPE

NOTE
1.MATERIALS:
HOUSING-PBT UL 94V-0
TERMINAL-COPPER ALLOY



FFC/FPC DIMENSION
THICKNESS 0.3±0.05mm

CKT	A	B
3	9.55	5.20
4	10.80	6.45
5	12.05	7.70
6	13.30	8.95
7	14.55	10.20
8	15.80	11.45
9	17.05	12.70
10	18.30	13.95
11	19.55	15.20
12	20.80	16.45
13	22.05	17.70
14	23.30	18.95
15	24.55	20.20
16	25.80	21.45
17	27.05	22.70
18	28.30	23.95
19	29.55	25.20
20	30.80	26.45
21	32.05	27.70
22	33.30	28.95
23	34.55	30.20
24	35.80	31.45
25	37.05	32.70
26	38.30	33.95
27	39.55	35.20
28	40.80	36.45
29	42.05	37.70
30	43.30	38.95
31	44.55	40.20
32	45.80	41.45

玄茂科技股份有限公司
HSUAN MAO TECHNOLOGY CO., LTD.

制表日:2002/12/04

DRAWING.

Jane

APPROVED

APPD.

CKD.

TOLERANCE

± 0.5

PART NAME

1.25mm ZIF DIP FFC
Straight-Normal Layout

PART NO.

C3912-XXASTXI0

REV.

A